



# No.509 Bendograph Model B-2

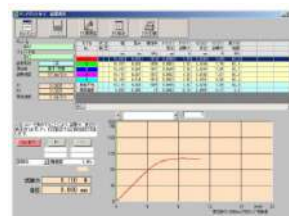
*Fully automatic flexure testing machine*



Thickness measurement system



Sample cassette



Data processing

## ■ APPLICATION



The Bendograph is specially developed to automatically conduct bending tests. It employs an energy saving test system to automatically conduct all operations of control, testing and data processing by computer except for setting of specimen.

## ■ SPECIFICATIONS

Model	B-2
Load cell capacity	Max. 2kN (Option: 1kN, 500N)
Force accuracy	±1.0% (In the range of 1/1 to 1/500 of load cell capacity)
Force magnification	Range-less (x1 to x100 equivalent)
Anvil	Please select one kind from below <ul style="list-style-type: none"> <li>■ R5mm (ISO/JIS, ASTM)</li> <li>■ R3.2mm (ASTM)</li> </ul>
Flexure fixture	Please select one kind from below <ul style="list-style-type: none"> <li>■ R5mm, span 64mm (ISO/JIS)</li> <li>■ R5mm, span 50.8mm (ASTM)</li> <li>■ R3.2mm, span 50.8mm (ASTM)</li> <li>■ R5mm, span 101.6mm (ASTM)</li> <li>■ R3.2mm, span 101.6mm (ASTM)</li> </ul>
Flexure measurement	<ul style="list-style-type: none"> <li>■ Standard: Cross-head displacement with compliance correction</li> <li>■ Option: Non-contact type deflection measurement system</li> </ul>
Thickness measurement	Twin digital linear gauge <ul style="list-style-type: none"> <li>■ Indenter: Ø4mm, SR50mm</li> </ul>
Width measurement	Digital linear gauge <ul style="list-style-type: none"> <li>■ Indenter: Ø1mm</li> </ul>
Speed range	0.05 to 200mm/min (Max test speed:100mm/min)
Speed accuracy	±1.0%
Drive motor	AC servo motor, 200W
Effective stroke	40mm
Stroke detection	Rotary encoder
Specimen storage	Cassette system (140 specimens when thickness of 4mm) Please select one kind from below <ul style="list-style-type: none"> <li>■ For ISO/JIS specimen (l:80, b:10, h:4mm)</li> <li>■ For ASTM specimen (l:127, b:12.7, h:6.4 or 3.2mm)</li> </ul>
Data processing unit (Note: Included as standard)	<b>&lt;Processing item&gt;</b> Cross section are, Width/Thickness, Elasticity modulus, Standard deflection, Intermediate displacement, Max point, Breaking point, Statistical processing, Compliance correction
Power requirement	Single-phase, AC100V, 50Hz or 60Hz, 0.6kVA (Except data processing unit)
Compressed air requirement	0.4 to 0.5MPa
Dimensions	W900 x D500 x H1600mm (Except data processing unit)
Weight	Approx. 200kg
Related standards	ISO 178 (2010) JIS K 7171 (2016) ASTM D790-10

## ■ OPTIONS

	Name	Model	Photo
1	Sample cassette for ISO/JIS <ul style="list-style-type: none"> <li>■ Specimen l:80, b:10, h:4mm</li> </ul>	ISO-C	
2	Sample cassette for ASTM <ul style="list-style-type: none"> <li>■ Specimen l:127, b:12.7, h:6.4 or 3.2mm</li> </ul>	ASTM-C	
3	Anvil for ISO/JIS/ASTM (R5mm)	LE5	
4	Anvil for non-contact flexure measurement For ISO/JIS/ASTM (R5mm)	LE5N	
5	Anvil for ASTM (R3.2mm)	LE3.2	
6	Anvil for non-contact flexure measurement For ASTM (R3.2mm)	LE3.2N	
7	Flexure fixture for ISO/JIS (R5mm, Span 64mm) <ul style="list-style-type: none"> <li>■ For 4mm thickness specimen</li> </ul>	ISO-R5	
8	Flexure fixture for ASTM (R5mm, Span 50.8mm) <ul style="list-style-type: none"> <li>■ For 3.2mm thickness specimen</li> </ul>	3-R5	

9	Flexure fixture for ASTM (R3.2mm, Span 50.8mm) ■ For 3.2mm thickness specimen	3-R3.2	
10	Flexure fixture for ASTM (R5mm, Span 101.6mm) ■ For 6.4mm thickness specimen	6-R5	
11	Flexure fixture for ASTM (R3.2mm, Span 101.6mm) ■ For 6.4mm thickness specimen	6-R3.2	
12	Safety cover	SC	
13	Non-contact type flexure measurement system	NCS	

*Specifications are subject to change without notice.*



**TOYO SEIKI SEISAKU-SHO, LTD.**

5-15-4, Takinogawa, Kita-ku, Tokyo 114-8557, Japan

Tel:+81-3-3916-8183 Fax:+81-3-3916-8173

[www.toyoseiki.co.jp](http://www.toyoseiki.co.jp)

20191204 MN