



YOSHIDA SEIKI
Drop Tester DTS-50

Drop Tester for Packaged Freight

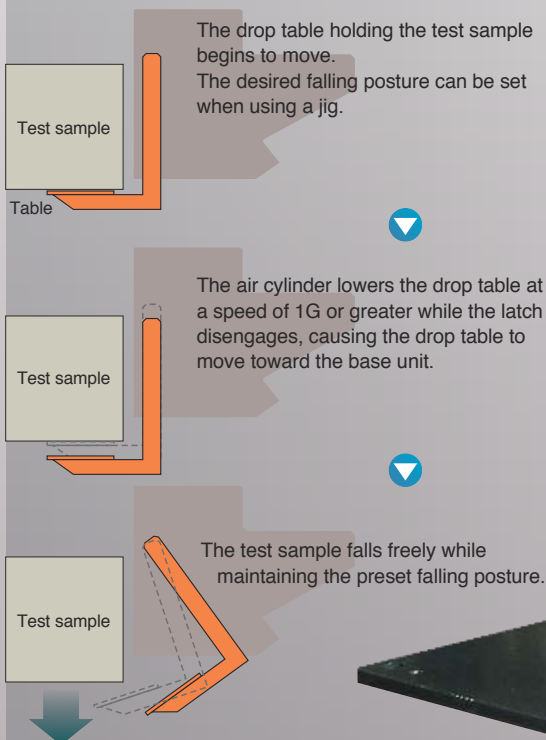
DTS-50

An air-driven cylinder and tension spring function together to generate a speed that exceeds that of the free falling test sample, causing the drop table to move in a perpendicular direction and initiating the drop of the test sample. This system allows for a dramatic improvement in the falling posture of the test sample and a faster testing cycle.

Main Features...

- Lowered operating noise for operating the controls and running the machine
- Allows for testing of a wider range of test samples in a shorter period of time compared to existing models
- Allows for drop testing at the lowest possible drop height of 200mm (100mm when using a jig)
- Allows for easy testing of the dropped object, either at an angle or on it's edge, with the use of a jig
- Easily operated by the use of a hand held remote controller

Accurate drop movement



Maximum weight of the test sample

50kg

Maximum dimensions of the test sample

**D510×
H900×
W900mm**

Drop Height Range **200(100)mm~1200mm**

Minimum drop height

200mm
(100mm optional)

Test machine dimensions when installed


920 × 1,480mm




The drop tester for packaged freight with a minimum drop height of 200mm plays an active role in a variety of product development sites.

The desired falling posture can be set when using a jig (optional).


Standard drop test



Drop test for dropping onto the edge

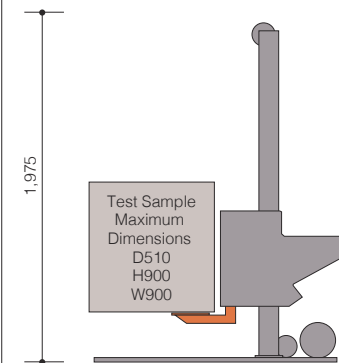


Drop test for dropping at an angle



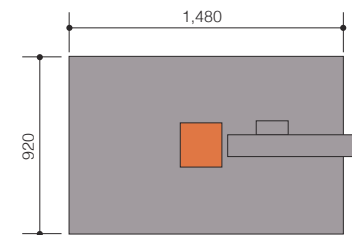
Dimension

Side view



Top view

(Machine dimensions after installation)
[See source for numbers]



(Unit: mm)

Specification

Test sample-maximum size : W900mm x D510mm x H900mm

Test sample-maximum weight : 50kg

Drop height range : 200mm (100mm with optional jig)~1,200mm

*Drop height when custom made : 1,500/1,800 mm options (Ask for details)

Machine dimensions after installation : Approx. W1,000mm x D1,300mm

Test machine dimensions/weight : Approx. W920mm x D1,480mm x H1,975mm / approx.300kg

Electrical power supply : AC 200V, 3-phase, 5A

Air pressure supply : 0.6MPa or more

Usage environment temperature range : 5°C~35°C

Option

Drop table jig, falling posture holding jig, mat switch, safety fence, safety cover,

photoelectric sensor, indicator light

SM-500 Acceleration Measurement and Analysis Shock Manager System

(Hardware:SMH-12, Software:SMS-500)



By combining the DTS-50 Drop Tester and the SM-500 Acceleration Measurement and Analysis Shock Manager System (sold separately), analysis and measurement of the drop/impact mechanism is made easier.

The SM-500 is effective in correcting overlapped three-directional acceleration and measuring the amount of displacement for the development of more practical packaging methods and realization of lower cost shock testing equipment.



Shinyei Group,
Your partner for prosperous society

SHINYEI SHINYEI TESTING MACHINERY CO., LTD.

<http://stm.shinyei.co.jp/eng>

Head Office

Address: B47-11, Katoridai, Tsukuba, Ibaraki, 300-2657, JAPAN

Tel: +81-29-848-3571 FAX: +81-29-848-3572

Kobe Office

Address: Shinyei BLDG. 5F, 77-1, Kyomachi, Chuoku, Kobe, 650-0034, JAPAN

Tel: +81-78-392-6963 FAX: +81-78-332-1619

Specifications and information listed in this catalog are subject to change without notice. 201511